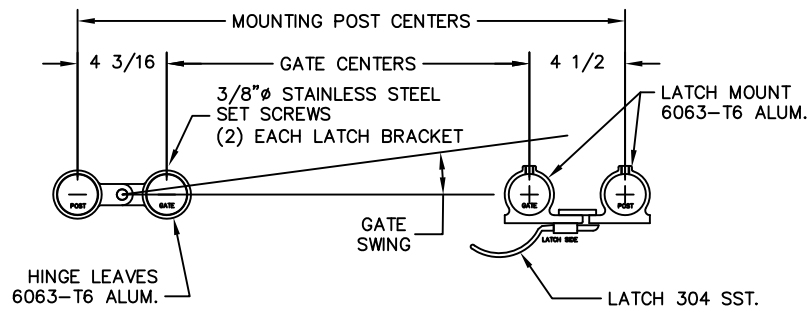
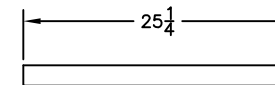


BB GATE WITH LATCH & HINGES #50950 (501)

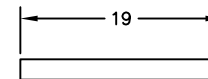
NOTES:
 1.) THIS LATCH GATE ASSEMBLY IS TO BE USED WITH 1 1/2" IPS STEEL PIPE ONLY (1.9"OD). POWDER COAT SAFTEY YELLOW.



HINGE & LATCH ALIGNMENT (502)



GATE HORIZONTAL RAIL (2) REQUIRED (503)



GATE VERTICAL RAIL (2) REQUIRED (504)

This drawing and all the information thereon is the property of the Hollaender Mfg. Co., is confidential and must not be made public, nor copied, nor used to the disadvantage of said Hollaender Mfg. Co. and is subject to return on demand.
 COPYRIGHT 1999, HOLLAEENDER® MANUFACTURING CO.

REV.	REVISIONS	DATE	APP'D	STRUCTURE 1
0	CERTIFIED FOR CONSTRUCTION	6-28-10	BW	
				SHEET # OF
				STRUCTURE 2
				SHEET # OF

Hollaender®
 STRUCTURAL ENGINEERING GROUP
 10285 Wayne Avenue, Cincinnati, OH 45215-8399
 [800] 772-8800 FAX [800] 772-8806

PROJECT: STANDARD DETAIL
 BB SPEEDRAIL GATE
 36" GATE

CUSTOMER:

DRAWN BY	CHECKED BY	APPROVED BY	PROJECT NUMBER
GG	BW		STD
TITLE	DATE		
P/C SAFTEY YELLOW	6-28-10		5556-S
SPEC/NOTE			
1-1/2" 11 GA. PIPE			
MATERIAL	SCALE		
STEEL	1"=1'-0"		SHEET 1 OF 1